


# Video/Telemed Options



1 Your Doctor will send you a link (via email or text)

A screenshot of a web browser showing the doxy.me interface. The address bar displays "doxy.me". The main content area has a "Welcome!" heading, followed by the instruction "Please check in below to let Dr. Hans know you are here". Below this is a text input field with the placeholder "Enter your name here" and a "Check In" button.

AA doxy.me

### Welcome!

Please check in below to let Dr. Hans know you are here

Check In



2 Click on the link to access the virtual waiting area  
Type your name and click Check In  
That's it! The Doctor will see you momentarily

An illustration of a laptop displaying a video call interface. The screen shows a woman on the left and a doctor on the right. Below the laptop, there is text indicating the service is powered by doxy.me.

Meet with me  
From anywhere

Telemedicine powered by doxy.me

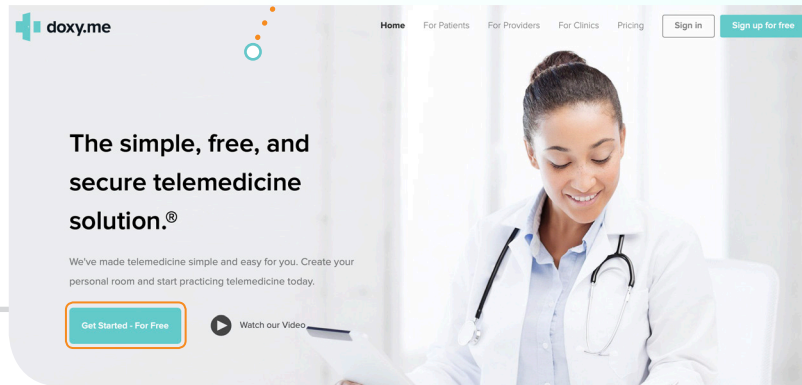
Dr. Hans's Telemedicine Room |  
Powered by Doxy.me  
doxy.me

We're still here for you. Your health is our priority!  
Call us First: ☎️ 1-844-278-0400


# Video/Telemed Options



1 <https://doxy.me>



2 Click - Get Started for Free



**As a patient, you don't need an account!**

To meet with your provider enter their Doxy.me link ⓘ

[I don't know my provider's room URL.](#)

3 To meet with your provider enter their Doxy.me link and Check In



We're still here for you. Your health is our priority!

Call us First: ☎️ 1-844-278-0400